



**KOLEJ YAYASAN PELAJARAN JOHOR
PEPERIKSAAN AKHIR**

NAMA KURSUS : REKABENTUK KEJURUTERAAN
KOD KURSUS : DKM 2153
PEPERIKSAAN : OKTOBER 2017
MASA : 2½ JAM

ARAHAN KEPADA CALON

1. Kertas soalan ini mengandungi **LIMA (5)** soalan. Jawab **EMPAT (4)** daripada **LIMA (5)** soalan tersebut pada Buku Jawapan.
2. Calon tidak dibenarkan membawa masuk sebarang peralatan ke dalam bilik peperiksaan kecuali dengan kebenaran pengawas peperiksaan.
3. Sila pastikan bahan-bahan berikut diperolehi untuk sesi peperiksaan ini:
 - i. Kertas Soalan
 - ii. Buku Jawapan

JANGAN BUKA KERTAS SOALAN INI SEHINGGA DIBERITAHU

KERTAS SOALAN INI MENGANDUNGI 10 HALAMAN BERCETAK TERMASUK MUKA HADAPAN

SOALAN 1 / QUESTION 1 (25 MARKAH)

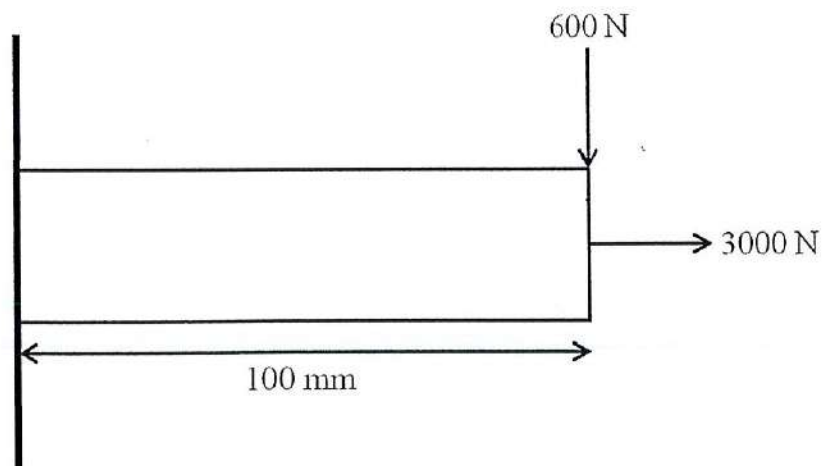
- a. Terangkan definisi bagi momen dan prinsipnya.
Explain the definition of moment and its principle.

(5 markah)

- b. Merujuk kepada **Rajah S1**, sebuah rasuk berdiameter 20 mm dan 100 mm panjang di sokong pada hujungnya. Kirakan maksima:

*Referring to **Figure Q1**, a member of 20 mm diameter by 100 mm long is supported at one end as cantilever. Calculate the maximum:*

- Tegasan tegangan dan tegasan ricih.
Tensile stress and shear stress.
- Tegasan lentur.
Bending stress.
- Jumlah tegasan normal dan jumlah tegasan ricih.
Total normal stress and total shear stress.



Rajah S1 / Figure Q1

(20 markah)

SOALAN 2 / QUESTION 2 (25 MARKAH)

- a. Apakah yang dimaksudkan dengan Had Ketahanan?

What is the meaning by Endurance Limit?

(3 markah)

- b. Nyatakan persamaan pengubahsuaian yang diperkenalkan di dalam had ketahanan beserta faktor-faktornya.

State the equation of modifying introduced in Endurance Limit with its factors.

(5 markah)

- c. Satu plat keluli AISI 1020 30 mm tebal diapit di antara dua plat aluminium 10 mm tebal 20124-T3 dan dimampatkan dengan *bolts* dan *nuts* tanpa *washers*. Bolt adalah M10 X 1.5, ciri kelas 5.8 dan E adalah 207 GPa.

A 30mm thick AISI 1020 steel plate is flanked between two 10 mm 10 mm thick plates and compressed with bolts and nuts without washers. The bolt is M10 X 1.5, property class 5.8 and E is 207 GPa.

- i. Tentukan panjang sesuai untuk bolt, bundarkan kepada 5 mm terdekat.

(Guna Jadual A-31 untuk mencari ketinggian nut)

Determine a suitable length for the bolt, rounded up to the nearest 5 mm. (Use Table A-31 to find the nut height)

- ii. Berpandukan Jadual 8-1, tentukan kekakuan *bolt*.

By referring Table 8-1, determine the bolt stiffness

(17 markah)

SOALAN 3 / QUESTION 3 (25 MARKAH)

- a. Berikan definisi kimpalan.

Give the definition of welding.

(2 Markah)

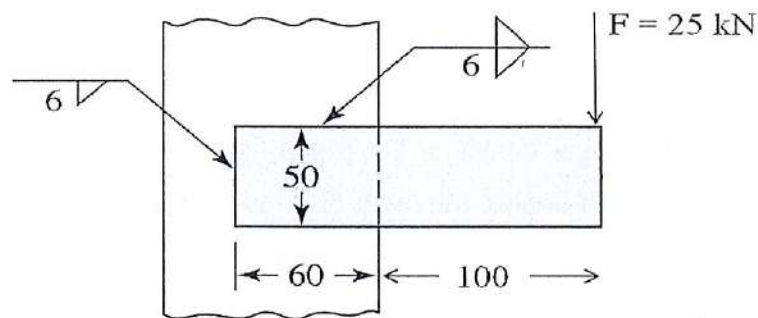
- b. Nyatakan jenis-jenis gabungan kimpalan.

State types of welding joint.

(4 Markah)

- c. **Rajah S3** menunjukkan dua keping plat yang disambung bertindih menggunakan kaedah kimpalan.

Figure Q3 shows two plates are stack joined by using weld method.



Rajah S3 / Figure Q3

- i. Dengan merujuk Jadual 9-1, cari; keluasan logam kimpalan, A dan tegasan ricih utama logam kimpalan, T .

By referring Table 9-1, find; welded metal area, A and primary shear stress of the welded metal.

- ii. Berpandukan Jadual 9-2, tentukan nilai y dan I seterusnya kirakan tegasan tegangan kedua logam kimpalan.

Based on Table 9-2, determine the value of y and I , next find secondary tensile stress of the welded metal.

- iii. Kirakan tegasan maksimum yang ditampung oleh logam kimpalan.

Calculate the maximum stress welded metal can be supporting.

(19 Markah)

SOALAN 4 / QUESTION 4

- a. Apakah fungsi utama galas?

What is the main function of bearing?

(2 Markah)

- b. Senaraikan dan terangkan dua (2) kategori galas.

List and explain two (2) categories of bearings.

(4 Markah)

- c. Berikan empat (4) kelebihan dan empat (4) kekurangan rolling-contact bearing berbanding sliding-contact bearing.

Give four (4) advantages and four (4) disadvantages of rolling-contact bearing compare to sliding-contact bearing.

(8 Markah)

- d. Sebuah galas akan dipilih untuk menampung 6.5 kN beban secara radial. Jangka hayat rekabentuk mestilah 5000 jam dengan kadar putaran 900 rpm. Bagi sebuah galas yang mempunyai kebolehpercayaan 0.9 dan pada kadar satu juta putaran, tentukan *catalog rating* bagi galas yang bersesuaian.

A ball bearing to be select to carry a radial load of 6.5 kN. The designed of life is 5000 hr with a rotation rate of 900 rpm. For a bearing reliability of 0.90 and one million revolutions, find the catalog rating suitable with the bearing.

(11 Markah)

SOALAN 5 / QUESTION 5

- a. Nyatakan empat (4) jenis gear yang terdapat dalam rekabentuk mekanikal. Terangkan secara ringkas setiap satu daripada gear tersebut.

State four (4) types of gear in mechanical design. Describe briefly each type of the gear.

(8 Markah)

- b. Satu pinion spur keluli mempunyai modul 1.25 mm, 18 gigi dipotong pada 20° sistem kedalaman penuh, dan 12 mm lebar permukaan. Pada kelajuan 1800 rev/min, pinion ini dijangka membawa beban tetap sebanyak 0.5 kW. Tentukan nilai:

A steel spur pinion has a module of 1.25 mm, 18 teeth cut on the 20° full-depth system, and a face width of 12 mm. At a speed of 1800 rev/min, this pinion is expected to carry a steady load of 0.5 kW. Determine:

- i. Pitch diameter bulatan, d
Pitch circle diameter, d
- ii. Halaju, V
Velocity, V
- iii. Faktor halaju, K_v
Velocity factor, K_v
- iv. Daya tangen, W_t
Tangential force, W_t
- v. Tegasan lenturan, σ
Bending stress, σ

(17 Markah)

[100 MARKAH]

KERTAS SOALAN TAMAT

Formula:**Stress analysis**

$$\text{Tensile stress, } \sigma_t = \frac{F}{A}$$

$$\text{Shear Stress, } \tau = \frac{F}{A}$$

$$\text{Bending Stress, } \sigma_B = \frac{My}{I}$$

$$\text{Torsional Stress, } \tau_t = \frac{Tr}{J}$$

$$; \text{ where } J = \frac{\pi D^4}{32}$$

$$\text{Total normal stress, } \sigma_T = \sigma_t + \sigma_B$$

$$\text{Total shear stress, } \tau_T = \tau + \tau_t$$

$$F.S = \frac{1}{\frac{\tau}{s_{yt}} - \frac{\tau}{s_{yc}}}$$

Bolt and screw analysis

$$L_T = 2d + 6$$

$$l_d = L - L_T$$

$$l_t = l - l_d$$

$$A_d = \frac{\pi d^2}{4}$$

$$\tau' = \frac{V'}{A} = \frac{V'}{nA}$$

$$\tau'' = \frac{V''}{A} = \frac{U_s r_n}{A}$$

$$; U_s = \frac{T}{\sum r_i^2}$$

$$\sigma' = \frac{F'}{A}$$

$$\sigma'' = \frac{F''}{A} = \frac{U_b l_n}{A}$$

$$k_b = \frac{A_d A_t E}{A_d l_t + A_t l_d}$$

Welding analysis

$$\tau' = \frac{V}{A}$$

$$\tau'' = \frac{Tr}{J}$$

$$\sigma' = \frac{F}{A}$$

$$\sigma'' = \frac{My}{I}$$

$$\tau_{max} = \sqrt{\sigma''^2 + \tau'^2} \text{ (for cases secondary bending and primary shear stresses)}$$

Bearing analysis

$$C_{10} = Fr \left[\frac{L_D \times N_D \times 60}{10^6} \right]^{1/3}$$

Gear analysis

$$d = Nm$$

$$\frac{n_p}{n_g} = \frac{N_p}{N_g}$$

$$e = \frac{\text{number of teeth driving}}{\text{number of teeth driven}}$$

$$V = \frac{\pi dn}{60}$$

$$W_t = \frac{H}{V}$$

$$K_v = \frac{6.1+V}{6.1} \text{ (cut or milled profile)}$$

$$\text{Bending Stress, } \sigma = \frac{K_v W_t}{FYm}$$

Part 1 Properties of Sections

A = area

G = location of centroid

$I_x = \int y^2 dA$ = second moment of area about x axis

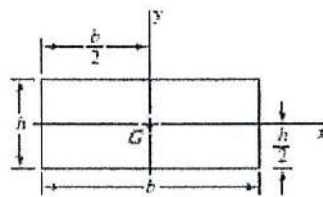
$I_y = \int x^2 dA$ = second moment of area about y axis

$I_{xy} = \int xy dA$ = mixed moment of area about x and y axes

$J_G = \int r^2 dA = \int (x^2 + y^2) dA = I_x + I_y$
= second polar moment of area about axis through G

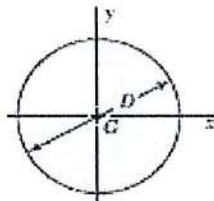
$k_x^2 = I_x/A$ = squared radius of gyration about x axis

Rectangle



$$A = bh \quad I_x = \frac{bh^3}{12} \quad I_y = \frac{b^3h}{12} \quad I_{xy} = 0$$

Circle



$$A = \frac{\pi D^2}{4} \quad I_x = I_y = \frac{\pi D^4}{64} \quad I_{xy} = 0 \quad J_G = \frac{\pi D^4}{32}$$

Table A-31

Nominal Size, mm

M5	8	4.7	5.1	2.7
M6	10	5.2	5.7	3.2
M8	13	6.8	7.5	4.0
M10	16	8.4	9.3	5.0
M12	18	10.8	12.0	6.0
M14	21	12.8	14.1	7.0
M16	24	14.8	16.4	8.0
M20	30	18.0	20.3	10.0
M24	36	21.5	23.9	12.0
M30	46	25.6	28.6	15.0
M36	55	31.0	34.7	18.0

Diameters and Areas for Metric Threads

Table 8-1
Diameters and Areas of Coarse-Pitch and Fine-Pitch Metric Threads.*

Nominal Major Diameter d (mm)	Coarse-Pitch Series		Fine-Pitch Series			
	Pitch p (mm)	Tensile Stress Area A_t (mm ²)	Minor Diameter A_d (mm)	Pitch p (mm)	Tensile Stress Area A_t (mm ²)	Minor Diameter A_d (mm)
1.6	0.35	1.27	1.07			
2	0.40	2.07	1.79			
2.5	0.45	3.39	2.98			
3	0.5	5.03	4.47			
3.5	0.6	6.78	6.00			
4	0.7	8.78	7.75			
5	0.8	14.2	12.7			
6	1	20.1	17.9			
8	1.25	36.6	32.8	1	39.2	36.0
10	1.5	58.0	52.3	1.25	61.2	56.3
12	1.75	84.3	76.3	1.25	92.1	86.0
14	2	115	104	1.5	125	116
16	2	157	144	1.5	167	157
20	2.5	245	225	1.5	272	259
24	3	353	324	2	384	365
30	3.5	561	519	2	621	596
36	4	817	759	2	915	884
42	4.5	1120	1050	2	1260	1230
48	5	1470	1380	2	1670	1630
56	5.5	2030	1910	2	2300	2250
64	6	2680	2520	2	3030	2980

Table 9-2
Bending Properties of Fillet Welds*

Weld	Throat Area	Location of G	Unit Second Moment of Area
	$A = 0.707hd$	$\bar{x} = 0$ $\bar{y} = d/2$	$I_u = \frac{d^3}{12}$
	$A = 1.414hd$	$\bar{x} = b/2$ $\bar{y} = d/2$	$I_u = \frac{d^3}{6}$
	$A = 1.414hd$	$\bar{x} = b/2$ $\bar{y} = d/2$	$I_u = \frac{bd^2}{2}$
	$A = 0.707h(2b + d)$	$\bar{x} = \frac{b^2}{2b + d}$ $\bar{y} = d/2$	$I_u = \frac{d^2}{12}(6b + d)$

Table 11-3

Dimensions and Basic Load Ratings for Cylindrical Roller Bearings

Bore, mm	OD, mm	Width, mm	02-Series		OD, mm	Width, mm	03-Series	
			Load Rating, kN C_{10}	C_0			Load Rating, kN C_{10}	C_0
25	52	15	16.8	8.8	62	17	28.6	15.0
30	62	16	22.4	12.0	72	19	36.9	20.0
35	72	17	31.9	17.6	80	21	44.6	27.1
40	80	18	41.8	24.0	90	23	56.1	32.5
45	85	19	44.0	25.5	100	25	72.1	45.4
50	90	20	45.7	27.5	110	27	88.0	52.0
55	100	21	56.1	34.0	120	29	102	67.2
60	110	22	64.4	43.1	130	31	123	76.5
65	120	23	76.5	51.2	140	33	138	85.0
70	125	24	79.2	51.2	150	35	151	102
75	130	25	93.1	63.2	160	37	183	125
80	140	26	106	69.4	170	39	190	125
85	150	28	119	78.3	180	41	212	149
90	160	30	142	100	190	43	242	160
95	170	32	165	112	200	45	264	189
100	180	34	183	125	215	47	303	220
110	200	38	229	167	240	50	391	304
120	215	40	260	183	260	55	457	340
130	230	40	270	193	280	58	539	408
140	250	42	319	240	300	62	682	454
150	270	45	446	260	320	65	781	502

Table 14-2

Values of the Lewis Form Factor Y (These Values Are for a Normal Pressure Angle of 20° , Full-Depth Teeth, and a Diametral Pitch of Unity in the Plane of Rotation)

Number of Teeth	Y	Number of Teeth	Y
12	0.245	28	0.353
13	0.261	30	0.359
14	0.277	34	0.371
15	0.290	38	0.384
16	0.296	43	0.397
17	0.303	50	0.409
18	0.309	60	0.422
19	0.314	75	0.435
20	0.322	100	0.447
21	0.328	150	0.460
22	0.331	300	0.472
24	0.337	400	0.480
26	0.346	Rack	0.485

